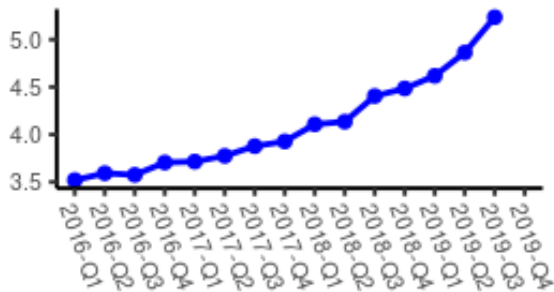


California Opioid Overdose Snapshot: 2016-Q1 through 2019-Q4

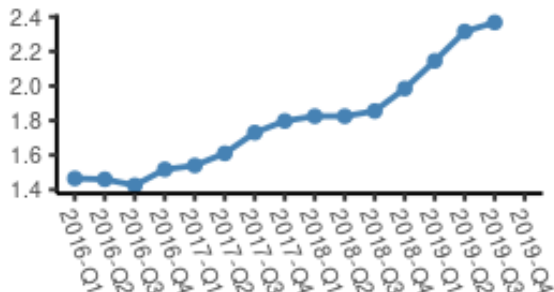
Report downloaded 06-30-2020

California experienced 2,428 opioid-related overdose deaths in 2018, the most recent calendar year of data available. The annual crude mortality rate during that period was 6.14 per 100k residents. This represents a 18% increase from 2016. The following charts present 12-month moving averages for selected opioid indicators (prescription-related, heroin-related, and synthetic opioid-related overdose deaths, and ED visits related to any opioid). The map displays the annual county level age-adjusted rates for any opioid-related overdose deaths. Synthetic overdose deaths may be largely represented by fentanyl.

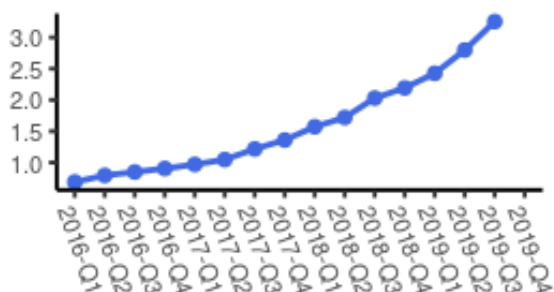
12-Month Prescription Opioid OD Death Rates



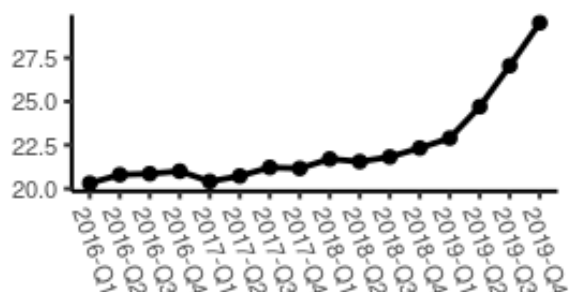
12-Month Heroin OD Death Rates



12-Month Synthetic Opioid OD Death Rates



12-month Any Opioid ED Visit Rates

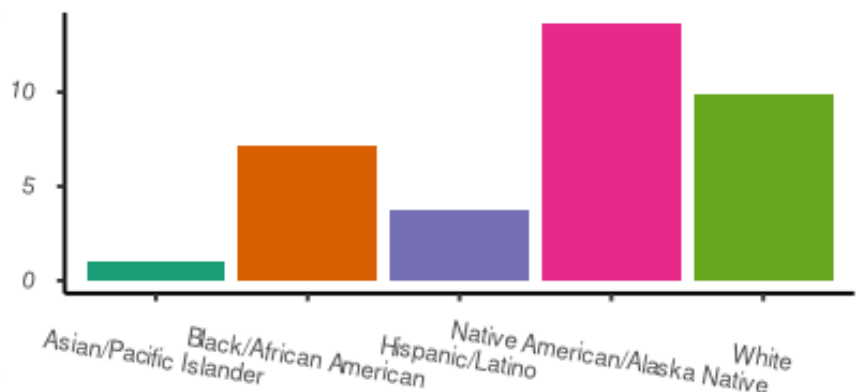


Any Opioid-related Overdose, 2018 Age-Adjusted Annual Death Rates by County



Rate per 100k - 20 15 10 5 0

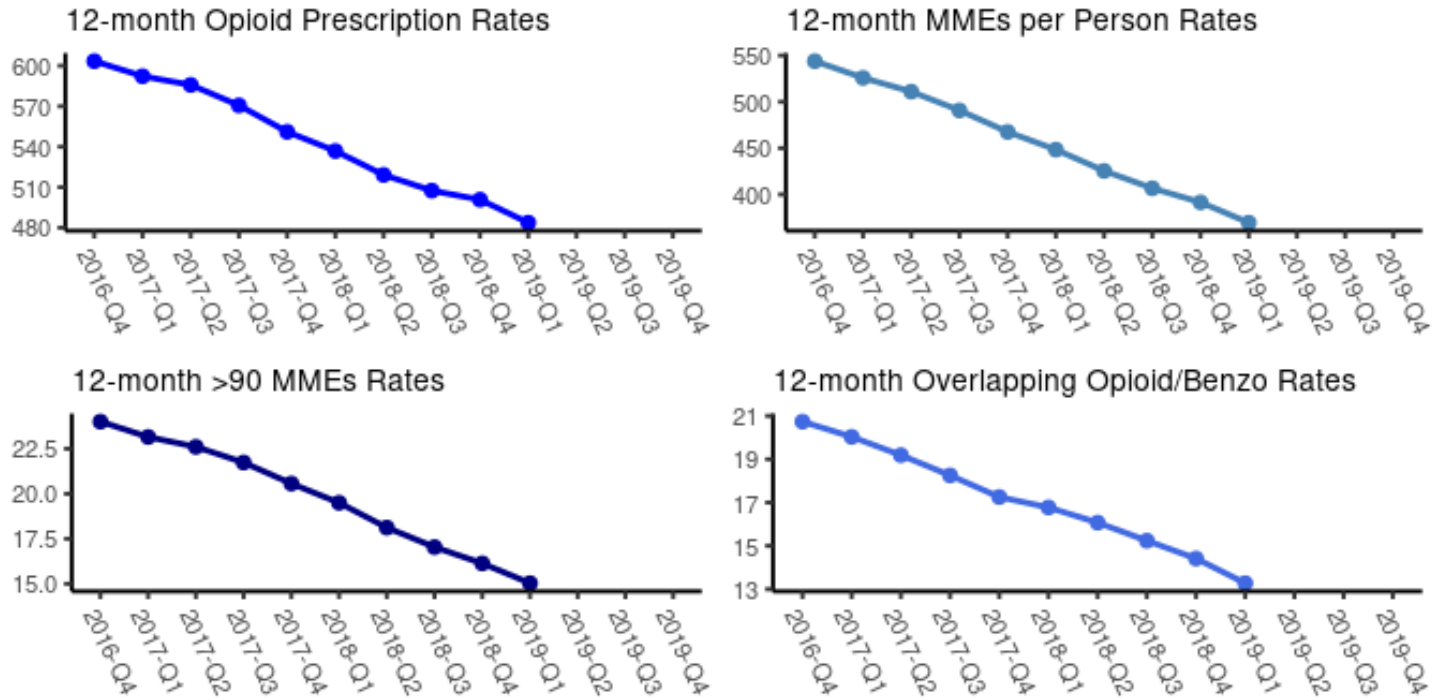
Any Opioid-Related Overdose, 2018 Age-Adjusted Death Rates by Race/Ethnicity



Footnotes: 12-month rates are based on moving averages; OD = Related Overdose
 Report produced by the California Opioid Overdose Surveillance Dashboard - <https://cdph.ca.gov/opioiddashboard/>

Prescribing

There were 19,808,224 prescriptions for opioids (excluding buprenorphine) in California in 2018. The annual crude prescribing rate during that period was NA per 1,000 residents. This represents a NA% NA in prescribing from 2016. The following charts present 12-month moving averages for crude opioid prescribing rates, the crude rate of MMEs (morphine milligram equivalents) per person, the crude high dosage rate (greater than 90 Daily MMEs in the quarter), and the crude opioid/benzodiazepine overlap rate from 2016 to 2018.



Treatment

Buprenorphine prescriptions in the state are used to gauge the expansion of medication-assisted treatment (MAT). The annual crude buprenorphine prescribing rate in 2018 was NA per 1,000 residents. This represents a NA% NA in buprenorphine prescribing from 2016.

